

**BINDURA UNIVERSITY OF SCIENCE EDUCATION
FACULTY OF SCIENCE AND ENGINEERING
DEPARTMENT OF STATISTICS AND MATHEMATICS**



**THE IMPACT OF REVENUE COLLECTION ON SERVICE DELIVERY OF LOCAL
AUTHORITIES: A CASE STUDY OF BINDURA TOWN COUNCIL.**

**BY
TINOTENDA MANASI S
B202034B**

**A DISSERTATION SUBMITTED IN PARTIAL FULFILMENT OF THE
REQUIREMENTS OF THE BACHELOR OF SCIENCE HONOURS DEGREE IN
STATISTICS AND FINANCIAL MATHEMATICS.**

**SUPERVISOR: MR.D. KANJODO
CO-SUPERVISOR: MS.P. HLUPO**

APPROVAL FORM

Candidate`s Declaration

I Tinotenda Manasi S, do hereby declare that this research project is the result of my own research work and has not been copied or extracted from past sources without acknowledgment. I hereby declare that no part if it has been presented for another degree in this University or elsewhere.

TINOTENDA MANASI 

B202034B

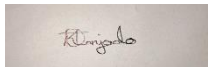
Signature.....

Date: 10/06/2024

Supervisor`s Declaration

I hereby declare that the preparation and presentation of this project are per guidelines on projects laid down by Bindura University of Education, Zimbabwe.

MR D Kanjodo



Signature.....

Date: 10/06/2024

Approved by

Heads of Department:



Dr M Magodora

Signature.....

Date: 10/ 06/ 2024

DEDICATION

I dedicate this project to my parents, Mr and Mrs Manasi for their unwavering love and support.

ACKNOWLEDGEMENT

I thank God for his divine protection and guidance, strengthening me during the course of my study at Bindura University of Science Education. It is with joy that I appreciate how I have managed to come this far considering the obstacles I faced during my period of study and how they taught me the importance of perseverance, tenacity and acquiring of wisdom for future generations.

I also appreciate my supervisor, Mr. D Kanjodo, for his guidance, support, and encouragement throughout this research journey. His expertise and feedback were valuable in shaping my ideas and improving my work.

I am grateful to Molly and Denford who stood with me in my weakest moments and their encouragement has been a constant source of motivation. I am also grateful to Tanaka, whose assistance and contributions were instrumental in the completion of this dissertation. His input and insights were greatly appreciated. I would like to thank my parents, Mr and Mrs. Manasi for their unwavering support and love. Their encouragement and belief in me have been a constant source of motivation.

This achievement would not have been possible without your help and support. Thank you.

ABSTRACT

Focusing on the complex relationship between challenges in revenue collection and the impact on service delivery in Bindura Council. Through regression model in R studio and correlation studies. The researcher analyses connections between the independent variables (the revenue collection effectiveness, transparency and accountability, administrative capacity, political factors, etc.) and the dependent variable (where is service delivery quality will be discussed in the future).

The dissertation reveals the factors influencing revenue collection and service delivery as measured on the Likert scale. The results emphasize the need for policy changes and institutional reforms to improve service provision in urban areas like Bindura.

By merging data from demographic analysis, descriptive statistics, diagnostic tests, and model evaluations, this provides valuable insights into the factors that affect revenue collection and service delivery efficiency in urban areas.

The researcher recommended management of Bindura Town Council to implement measures to increase transparency and accountability in revenue management processes, invest in building administrative capacity and efficiency within the local government and to reduce reliance on a single source of revenue by exploring opportunities to diversify income streams.

Table of Contents

APPROVAL FORM	2
DEDICATION	3
ACKNOWLEDGEMENT	4
ABSTRACT	5
LIST OF TABLES	9
LIST OF FIGURES	10
CHAPTER 1	11
1.0 INTRODUCTION	11
1.1 BACKGROUND OF THE STUDY	11
1.1.1 Relationship between revenue collection and service delivery.	15
1.2 Statement of the problem.....	17
1.2 Research objectives.....	18
1.3 Research questions.....	18
1.4 Assumptions	18
1.5 Significance of the study.....	19
1.6 Limitations	21
1.7 Definition of terms	22
1.8 Organisation of the study.....	23
1.9 Chapter Summary.....	24
CHAPTER 2: LITERATURE REVIEW.....	25
2.0 INTRODUCTION	25
2.1 THEORETICAL FRAMEWORK.....	25
2.1.1 Public Administration Theory.....	25
2.1.2 Tax Compliance Theory.....	26
2.1.3 Institutional Theory.....	26
2.1.4 Revenue Collection Efficiency Index	27
2.1.5 Regression Analysis	27
2.2 EMPIRICAL REVIEW.....	28
2.2.1 Examining the relationship between revenue collection and service delivery in Bindura Municipality.....	28
2.2.2 Assessing the efficiency of revenue collection practices in Bindura Town Council.....	30
2.2.3 Identifying potential areas for improvements in revenue collection practices in Bindura Town Council.....	31
2.3 Research gap	33

2.4 Proposed conceptual model.....	34
2.4.1 Inputs	34
2.4.2 Processes	35
2.4.3 Intervening Variables	36
2.4.4 Outcomes	37
2.5 CHAPTER SUMMARY	37
CHAPTER 3: RESEARCH METHODOLOGY	38
3.0 INTRODUCTION	38
3.1 RESEARCH DESIGN.....	38
3.2 DATA SOURCES.....	39
3.3 Target population and sampling procedures	39
3.3.1 Target Population	39
3.3.2 Sampling Procedure	40
3.4 RESEARCH INSTRUMENTS	40
3.5 METHODS FOR DATA COLLECTION.....	41
3.6 DESCRIPTION OF VARIABLES AND EXPECTED RELATIONSHIPS (SIGNS)	41
3.6.1 Dependent Variable: Service Delivery Quality	41
3.6.2 Independent Variables	42
3.6.3 Control Variable	43
3.6 DATA ANALYSIS PROCEDURES.....	43
3.6.1 Pre-test Procedures/ Diagnosis Tests	44
3.6.1.3 Multicollinearity	44
3.6.2 Checking for Outliers	45
3.6.3 Checking Heteroscedasticity	46
3.6.4 Analytical Model	47
3.6.5 Model Validation	48
3.7 ETHICAL CONSIDERATIONS.....	48
3.8 Chapter Summary.....	49
CHAPTER 4: DATA PRESENTATION, ANALYSIS AND DISCUSSION	50
4.0 INTRODUCTION	50
4.1 DEMOGRAPHIC ANALYSIS.....	50
4.2 DESCRIPTIVE STATISTICS.....	51
4.3 DIAGNOSTIC TESTS	52
4.3.0 Multicollinearity test (Correlation Matrix)	52
4.3.1 NORMALITY TEST	54
4.3.1 Outlier Check	55

4.3.2 Test for Heteroscedasticity	56
4.3. Model output /results	57
4.3.0 OLS Regression Results	57
4.4 MODEL PERFORMANCE AND VALIDATION	60
4.4.0 Cross Validation	60
4.5 DISCUSSION OF THE FINDINGS.....	60
4.6 CHAPTER SUMMARY	62
CHAPTER 5: RESEARCH CONCLUSIONS AND RECOMMENDATIONS	63
5.0 INTRODUCTION	63
5.1 RESEARCH SUMMARY	63
5.2 CONCLUSIONS	64
5.3 RECOMMENDATIONS.....	66
5.4 AREA FOR FURTHER RESEARCH.....	66
5.5 CHAPTER SUMMARY	67
APPENDIX	68
RESEARCH QUESTIONNAIRE	68
Section A: Demographic Information.....	68
Section C: Administrative Capacity and Efficiency.	71
SECTION D: POLITICAL FACTORS	73
Approval Letter from Bindura Municipality	74
REFERENCES:	75

LIST OF TABLES

Table 4. 1 Descriptive Statistics.....	51
Table 4. 2 Multicollinearity test.....	52
Table 4. 3 Accountability in Revenue Management.....	58
Table 4. 4 Political Factors	58
Table 4. 5 Service Delivery	59

LIST OF FIGURES

Figure 4. 1 Correlation Matrix	53
Figure 4. 2 Data Histogram and Q-Q Plot	54
Figure 4. 3 Transparency and Accountability in Revenue management box plot	55
Figure 4. 4 Political Factors Box plot	55
Figure 4. 5 Administrative Capacity and Efficiency	56

CHAPTER 1

1.0 INTRODUCTION

This chapter sets the stage for a comprehensive exploration of the challenges and opportunities in revenue collection and service delivery in Bindura Town Council. This section will unveil the background of study, statement of the problem, research objectives, research questionnaires, assumptions and significance of the study, scope and limitations, delimitations, definition of terms and organization of the study.

1.1 BACKGROUND OF THE STUDY

Africa's urbanisation has surpassed the capacity of local governments to manage, provide infrastructure, and finance essential services, leading to a governance crisis. As a result, the ability of urban local governments to deliver basic services to a growing population has become a central issue in development discussions. Fiscal decentralization, which involves transferring revenue collection and spending powers to local governments, has emerged as a key aspect of urban governance. This research investigates the opportunities and challenges of generating revenue at the local level in African cities, including the potential of property taxes, business licenses, and user fees. It also analyses the impact of these revenue sources on economic efficiency and income distribution, as well as the political and administrative hurdles that affect their implementation and citizen compliance. Rapid urbanisation in Africa has overwhelmed local governments' ability to provide essential services, including management, infrastructure, and financing (Mc Cluskey et al., 2003, p. 3). This is due to three main reasons: firstly, urban municipal authorities, many of which were established during colonial times, have not been reformed to accommodate the rapidly growing population (Beall, 2000). Secondly, a significant number of urban residents live in informal settlements lacking basic services like housing, water, electricity, sanitation, and transportation (Devas, 2003). Thirdly, many municipalities are financially struggling and rely heavily on central government support, with inefficient revenue collection and mismanagement of funds (Brosio, 2000).

As a result, there is a governance crisis and inadequate service delivery in many African towns and cities. This has led to a crucial discussion on restructuring the roles and finances of national and municipal governments. Specifically, fiscal decentralization, which involves delegating revenue collection and spending authority to local governments, has become a central focus in urban governance. This paper aims to investigate the opportunities and challenges of generating revenue at the local level in urban areas, exploring ways to enhance municipal finance and service delivery. This research investigates different revenue sources, their potential yields, and their impact on economic efficiency and income distribution. Additionally, the paper analyses the political and administrative hurdles that hinder local revenue collection and the factors influencing citizens' willingness to pay. While the focus is on revenue generated by local governments themselves, the study also considers financial transfers from the central government and borrowing as complementary revenue sources. The paper advocates for rural local governments to receive sufficient resources to fulfil their responsibilities.

However, in most African local authorities, the revenue generated locally is insufficient to provide adequate services for the rapidly growing population. Despite various ways discovered to collect revenue, these sources have not been fully utilized, hindering local governments' ability to deliver services. While local governments have made some progress in fulfilling their responsibilities, it is evident that they could have achieved more if they had optimized their revenue generation capacity. Bindura Municipality has various revenue generation opportunities, but it has struggled to collect sufficient funds to fulfil its obligations. The revenue collection system has significant weaknesses, which customers can exploit to avoid payment. The Auditor General's report (2021) highlights the risk of fraudulent billing receipts by employees, while commercial clients have evaded taxes and substantial debts are owed to sub-national governments, raising concerns about the efficacy of the current revenue collection approaches. In contrast, access to credit facilities has been dwindling, with prominent financial institutions like the International Monetary Fund (IMF), World Bank (WB), and African Development Bank (ADB), which once provided financial assistance to governments in need, now hesitant to support Zimbabwe due to its escalating debt. Zimbabwe's outstanding debts to these institutions continue to accumulate, accruing interest and penalties (Zhou, 2012, p.159).

Therefore, it is essential to maintain a positive relationship between local councils and their communities, ensuring prudent and effective management of public funds. Tabors et al. (2016) suggest that the financial perspective prioritizes cost-efficiency, aiming to deliver optimal value to customers while minimizing costs and maximizing long-term value for stakeholders.

Also, in the public sector, the financial perspective diverges from the private sector's profit-driven approach, instead focusing on balancing financial management with social value and citizen well-being, aiming to improve lives and deliver public value. Mackie (2008) highlights that private sector organizations prioritize financial gains, whereas public sector entities like Bindura Municipality are assessed on their ability to meet the needs of their stakeholders, including the government and citizens. Bindura Municipality must strike a balance between effectiveness and efficiency in serving its constituents and the government, with its success determined by its ability to deliver value and meet the needs of its stakeholders.

Since 2000, urban councils in Zimbabwe have faced numerous challenges, including hyperinflation, economic decline, foreign currency shortages, and high interest rates. To enable local authorities to function optimally, a supportive and transparent system is essential, providing them with adequate resources and minimal provisions to enhance citizens' quality of life and foster development. Additionally, local authorities are responsible for delivering public services that improve citizens' lives and promote community development.

However, in Zimbabwe, local authorities face numerous challenges due to political dynamics that impact their operations. Political interference has hindered service delivery, as Bell (2002) observed that politics influences the governance of institutions, leading to ramifications for effective service delivery. It has been observed that the public feels powerless when corruption is allowed to flourish and politicians fail to replace incompetent officials with connections (Mumvuma et al., 2006). This highlights how different political backgrounds impact local authorities' ability to function effectively.

Furthermore, residents of Bindura Municipality have alleged that party loyalists are awarded tenders, providing substandard goods and services, and promotions are based on political allegiance rather than merit, compromising the service delivery quality in Bindura Municipality. Corruption has led to widespread waste and inefficiency in Zimbabwe's local authorities, with corrupt practices diverting resources away from essential public services. As defined by Kunaka et al. (2002:11), corruption involves abandoning official duties for personal financial gain, and this self-serving approach has become a pervasive problem in Bindura municipality's governance. It is clear that the corrupt behaviour of local governance officials poses a significant challenge to effective local authority management.

Mackie (2008) noted that public sector organizations, unlike private sector ones, have a duty of care responsibility. As local authorities have a monopoly on providing essential services, they must prioritize customer value. Kairu et al. (2013) emphasized that organizations must identify critical business processes to excel in, and consistently deliver satisfactory outcomes by monitoring these key processes, to achieve their objectives and meet customer expectations. The internal business process perspective examines the internal operations that drive financial performance and customer satisfaction. In the context of Bindura Municipality, it is crucial to explore whether the organisation maintained strong customer relationships following debt forgiveness and whether it effectively responded to customer needs, ensuring a positive outcome for both the organization and its customers.

This research aims to explore the relationship between revenue collection and service delivery in local authorities, with a specific focus on the key factors that drive effective revenue management and its subsequent impact on service provision. In light of the revenue collection challenges faced by many local authorities in Zimbabwe, this study seeks to understand the effects of these challenges on service delivery and identify potential solutions to address them. This research seeks to provide valuable insights that can shape policy decisions and guide the development of strategies to enhance service delivery in local authorities.

Revenue is a critical component of any organization's sustainability and success, and local governments are no exception. The effectiveness of local governments in collecting revenue has a direct impact on the quality and scope of services they provide. As Hemmings (2001) highlights, inadequate revenue collection has hindered local authorities from fulfilling their mandates, leading to subpar service delivery. This underscores the importance of understanding the factors that influence revenue collection and identifying ways to enhance the efficiency of revenue collection processes. Therefore, the study concludes that while local revenue generation is essential, it is not enough to ensure effective fiscal decentralization, and additional support is needed.

1.1.1 Relationship between revenue collection and service delivery.

In Zimbabwe, the Urban Councils Act mandates local authorities to deliver essential services like water, sanitation, waste management, and road maintenance, which are vital for community health and welfare. To fund these services, local authorities collect fees from residents. The law requires local authorities to provide specific services, including water supply, street lighting, cemetery management, and road maintenance. The provision of services by local governments is contingent upon available resources, which can result in varying service quality and challenges for residents due to resource limitations.

This study is vital because revenue is the lifeblood of any organization, and the funds collected by local governments significantly influence the quality and scope of services provided, as highlighted by Hemmings (2001). Local revenue is essential for managing local governments, covering both operational costs and development projects. Nevertheless, declining local revenue collection has led to increased reliance on central government transfers, which undermines the decentralization principles (The World Bank, 2013). Revenue is the overall income an organization earns from its sales or services within a specific period. Similarly, public revenue refers to the total funds the government receives from various sources, equivalent to its income, which includes taxes, licenses, fees, and other sources, as defined by the Federal Accounting Standards Advisory Board (FASAB) in 2005.

Although public revenue has increased, there is a widespread agreement that the quality and quantity of public services fall short of expectations (Brillantes and Sonco, 2005). Many urban residents, especially those living outside the central business district, lack access to fundamental services like clean water, healthcare, and decent roads. However, revenue can be viewed as an investment in the community's future development, with returns going back to the authority (Kango, 2001). As a result, revenue collection plays a critical role in funding socio-economic development initiatives globally. Governments generate revenue to fund essential public services and invest in infrastructure projects, stimulating economic growth and prosperity (Kean, 2002). Revenue represents the lawful funds collected from taxpayers to support a nation's socio-economic development. The American Tax Policy Centre (2013) defines revenue as the funds collected by the government through its sovereign powers, comprising various sources such as taxes (income, excise, property, and gift), customs duties, license fees, fines, social insurance contributions, and miscellaneous receipts like Federal Reserve System earnings, donations, and bequests, collectively referred to as federal governmental receipts.

Revenue, comprising total income from goods and services sales, is vital for governments, generated through various sources like taxes, fees, and others. This has drawn attention from researchers, policymakers, and practitioners to investigate the crucial link between revenue collection and service delivery in local authorities.

Understanding how revenue collection practices affect the quality and accessibility of local authority services is crucial, as it impacts governance, accountability, and community well-being. Insights into this relationship can inform policy decisions, leading to better outcomes for residents. In Zimbabwe, local authorities' revenue collection struggles occur amidst a deteriorating economic situation. Despite constitutional and legal provisions (Constitution of Zimbabwe Amendment Number 20, 2013, and Urban Councils Act, 29:15) empowering local governments to collect revenue. Local revenue collection has declined, leading to dependence on central transfers, contradicting decentralization principles (The World Bank, 2013). This highlights the importance of addressing revenue collection challenges to ensure financial stability and effective service delivery by local governments.

Research discovered that local governments have diverse revenue streams, including taxes on radios and TVs, market and hawker licenses, motor park fees, vehicle licenses, street naming, waste management, and registration fees for births, deaths, and marriages. This study investigates the impact of revenue collection on the capacity of local authorities to deliver basic services, as mandated by the Urban Councils Act. It evaluates the efficiency of revenue collection in meeting service delivery requirements, identifies obstacles faced by local authorities, and offers recommendations to improve service delivery. It also addresses challenges and ensure residents receive essential services, ultimately informing strategies to enhance local authorities' performance.

Local governments heavily rely on local revenue collection to maintain financial stability, supplementing central government funding. However, a decline in local revenue collection can impede a local government's ability to fund its programs and services, leading to excessive reliance on central transfers, which undermines decentralization principles (World Bank, 2013).

1.2 Statement of the problem

The Bindura Municipality operates as a self-governing entity, established and regulated by the Urban Councils Act (Chapter 29:15), which oversees its functions. Although profitability is not its primary goal, the municipality aims to provide services efficiently and effectively, enhancing public well-being and health. The impact of revenue collection on service delivery in local authorities is an intricate and vital topic that warrants further investigation. Local authorities, like Bindura Municipality, play a vital role in delivering essential services, including waste management, infrastructure development, and public health initiatives, making their effective operation crucial for the community. Provision of services by local authorities is heavily reliant on revenue generation, making it essential to comprehend the interplay between the two for effective governance and community development. This dissertation seeks to examine the effect of revenue collection on service delivery, identifying obstacles, opportunities, and potential enhancements. This research is vital as it offers valuable insights into the relationship between revenue collection and service delivery in local authorities, ultimately contributing to the betterment of citizens' lives and community wellbeing.

1.2 Research objectives

- To examine the challenges faced by Bindura Municipality in revenue collection.
- To assess the effectiveness of revenue collection matched against service delivery obligations.
- To examine how revenue collection could be improved and to critically examine the relationship between revenue collection and service delivery in the district.

1.3 Research questions

- What are the challenges faced by Bindura Municipality in revenue collection?
- What are the factors that affect the effectiveness of revenue collection in meeting service delivery obligations?
- What are the opportunities for improving revenue collection and how would this impact service delivery?

1.4 Assumptions

It is often assumed that a revenue increase automatically translates to enhanced service delivery and that additional funds will necessarily be allocated to essential services. However, these assumptions oversimplify the complex relationship between revenue collection and service delivery, which is influenced by various factors such as political and economic conditions, institutional capabilities, and public demand. In reality, increased revenue does not necessarily guarantee improved service delivery, as various other factors can impact how revenue is utilized and allocated.

The assumption that more revenue automatically leads to better services is flawed because increased revenue might not be allocated to services that truly benefit citizens or might be squandered due to corruption, inefficiency, or mismanagement. For instance, a government may generate more revenue through taxation, but if it fails to utilize those funds effectively to enhance services, citizens' quality of life may not improve.

Moreover, the assumption that additional revenue automatically translates to more funding for essential services is also problematic. Even with increased revenue, a government may not necessarily prioritize allocation to crucial services, highlighting the complexity of the relationship between revenue and service delivery.

Increasing revenue does not necessarily mean that citizens will benefit, as the additional funds may not be allocated to services that directly impact their lives or may be wasted due to corruption, inefficiency, or mismanagement. For instance, a government may collect more taxes, but if the revenue is not utilized effectively to enhance services, citizens' quality of life remains unaffected. Moreover, the assumption that more revenue automatically leads to increased funding for essential services is also flawed, as the allocation of funds may not necessarily prioritize citizens' needs. Receiving more revenue doesn't automatically guarantee better services, as various factors influence how well the funds are utilized.

The effectiveness of revenue use depends on several key elements, including: the availability of skilled staff, efficient planning and budgeting processes, and a culture that promotes transparency and accountability. In the case of Bindura Municipality, raising property taxes is assumed to enhance service delivery, but this overlooks the struggles of low-income and poverty-stricken residents to pay increased taxes, potentially resulting in reduced revenue and worsened services. Moreover, it is assumed that the district has the capacity to efficiently collect and utilize the increased tax revenue, but weak administrative capabilities and limited resources may hinder the district's ability to effectively utilize the funds, rendering the increased revenue ineffective.

1.5 Significance of the study

The research investigates the impact of revenue collection on service delivery in Zimbabwe's local authorities, which are struggling to provide basic services to residents. This study is significant because it explores the critical relationship between revenue collection and service delivery, essential for enhancing local authorities' effectiveness and efficiency.

By analysing the impact of revenue on service provision, this research provides valuable insights into optimizing resource allocation and improving service quality for citizens. The study's findings can significantly inform evidence-based policymaking at the local government level, enabling policymakers to develop strategies that enhance revenue generation and ensure effective utilization of funds for essential services like infrastructure development, healthcare, education, and public safety. The study's findings can also empower citizens by revealing how revenue utilization directly impacts community well-being, potentially leading to increased citizen satisfaction and trust in local government, fostering a collaborative relationship between authorities and residents.

Moreover, effective revenue collection is vital for funding local development initiatives, and this study can provide insights into how local authorities can promote economic growth, attract investments, and create a conducive environment for sustainable development. By examining the revenue collection-service delivery nexus, the study can also promote transparency and accountability in local governance, identifying potential challenges like fund mismanagement or corruption, and informing recommendations for enhanced financial oversight and governance practices. From an academic standpoint, this research topic makes a substantial contribution to the fields of public administration, fiscal management, and local governance, advancing our understanding of the complex relationship between revenue collection and service delivery.

This study offers a chance to refine theoretical frameworks and empirical evidence, potentially leading to the creation of innovative models and theories that can be applied in public administration, ultimately enriching the existing knowledge base and fostering academic growth in these fields. This research also offers valuable insights into the intricacies of fiscal management within local governments, illuminating the complex interplay between revenue generation and public service provision. The study's findings have practical applications for professionals in public finance management, urban planning, and community development, providing actionable recommendations to enhance revenue streams and tailor them to the unique needs of various communities.

These insights can inform policy decisions and strategic planning within local governments, leading to more effective resource allocation and improved service delivery for citizens, ultimately enhancing the quality of life in local communities.

Therefore, investigating the effect of revenue collection on service delivery fosters transparency and accountability within local governments. It enables an evaluation of how financial resources are utilized and allocated to address community needs. By providing empirical evidence and analysis, the study can expose potential inefficiencies or mismanagement, promoting accountability and encouraging responsible resource allocation. This scrutiny can lead to improved management practices, reduced waste, and enhanced service delivery, ultimately benefiting the community.

In summary, the research on the impact of revenue collection on local authorities' service delivery is a vital area of investigation with far-reaching implications for various stakeholders. By exploring the interplay between revenue collection and service delivery, this study offers valuable lessons on how local authorities can enhance their revenue collection approaches to improve the provision of public services, ultimately contributing to better governance and community development.

1.6 Limitations

While the study on the impact of revenue collection on service delivery provides valuable insights into the relationship between revenue collection and service delivery, there are several limitations that need to be acknowledged.

➤ Data Limitations

This study relied on secondary data from government records, which may be incomplete, inaccurate, or missing. This could impact the validity and reliability of the findings. Additionally, the study was limited by the time frame of the data collection, and the findings may not be applicable to other periods or contexts. The analysis does not take into account changes in policies, economic conditions, or other external factors that may have occurred since the data was collected.

➤ Lack of Control Group

A key limitation of this study is the lack of a control group. Without a control group, it was difficult to establish causation and determine whether the observed relationship between revenue collection and service delivery is caused by other factors.

➤ Measurement Errors

A further limitation is the potential for measurement errors due to the use of proxy variables. Tax revenue were used as a proxy for revenue collection, but this could not accurately reflect the true revenue collected. Additionally, measurement errors may occur due to underreporting or incomplete data.

1.7 Definition of terms

Governments and organizations generate funds through revenue collection, which encompasses taxes, fees, and other sources. These funds enable the provision of public services, such as healthcare, education, and infrastructure development, to meet the needs of citizens or customers. The interplay between revenue collection and service delivery is a vital component of governance and public administration. The availability of sufficient revenue is crucial for effective service delivery, as it allows governments and organizations to fund essential services. Adequate revenue enables the provision of quality healthcare, education, and infrastructure development, while insufficient revenue may lead to underfunding and compromised service quality.

➤ Quality of Services

The amount of revenue collected has a direct bearing on the standard of services offered to the public. Higher revenue enables governments and organizations to upgrade infrastructure, adopt cutting-edge technology, and hire skilled professionals, thereby enhancing service quality. Conversely, low revenue can lead to inadequate maintenance and upgrades, resulting in a decline in service quality. Moreover, revenue collection has a significant impact on ensuring equal access to services.

With sufficient funds, governments can establish and maintain facilities in underserved areas, guaranteeing that everyone has access to essential services, regardless of their location or socioeconomic status.

➤ Innovation and Development

Sufficient revenue collection can spur innovation and development in service delivery. It provides the financial resources needed to launch new initiatives, improve existing services, and respond to evolving needs within the community. Limited revenue, on the other hand, may hinder innovation and make it difficult to adapt to changing circumstances or address new challenges.

➤ Transparency and Accountability

Effective revenue management promotes transparency and accountability in governance, enabling the proper allocation of funds and ensuring that resources are utilized efficiently in service delivery. This, in turn, increases transparency and accountability, as the public can trace how their funds are being utilized, leading to good governance and reduced instances of corruption.

1.8 Organisation of the study

This research on the effect of revenue collection on local authorities' service delivery, using Bindura Town Council as a case study, is structured into five chapters. The first chapter sets the context, defining the research problem, questions, objectives, and assumptions, significance of the study, scope, limitations and definition of terms. The second chapter synthesizes existing literature on revenue collection and service delivery in local governments. The third chapter outlines the research methodology employed. The fourth chapter presents the study's findings, highlighting the challenges Bindura Town Council faces in revenue collection and its impact on service delivery. The final chapter interprets the results, concludes the study, and offers recommendations to enhance revenue collection and service delivery in Bindura Town Council and similar local authorities. Additional data and supporting information are included in the appendices.

1.9 Chapter Summary

The link between revenue collection and service delivery is intricate and far-reaching, affecting various aspects of service delivery, including efficacy, quality, accessibility, innovation, and transparency. Adequate revenue is vital for governments and organizations to fulfil the needs of their constituents and provide exceptional services. Conversely, revenue constraints can impede the delivery of essential services, ultimately harming citizens' well-being and quality of life.

CHAPTER 2: LITERATURE REVIEW

2.0 INTRODUCTION

Amidst the complexities of revenue collection and service delivery in local authorities, lies a profound impact that shapes the very fabric of communities. Within the urban setting of Bindura Municipality, this chapter explains the dynamics between revenue collection and service provision. More than just a theoretical exploration, this literature review covers the empirical studies, identifies research gaps, presents a proposed conceptual model and draws insightful conclusions that pave the way for the research study. This chapter will cover the following key sections, Theoretical Review, Empirical Review, Research Gap, Proposed Conceptual Model, and Conclusions.

2.1 THEORETICAL FRAMEWORK

2.1.1 Public Administration Theory

The Public Administration Theory was developed by Simon (1946) and Wilson (1989). It focuses on effective administration and management within local authorities which directly relates to the relationship between revenue collection and service delivery. This theory underscores the significance of efficient revenue collection for delivering quality services to the community. By exploring administrative processes and management practices, it provides a framework for understanding how effective administration impacts service provision. The theory proved relevant to the study. It enables the assessment of revenue collection strategies and their influence on service delivery outcomes. Thus, the Public Administration Theory offers valuable insights into improving revenue collection and enhancing service delivery in the context Bindura Municipality.

2.1.2 Tax Compliance Theory

The Tax Compliance Theory was developed by Allingham and Sandmo (1972) in bid to understand taxpayers' behaviour and their compliance with tax regulations.

It directly relates to the efficiency of revenue collection in local authorities which is highly relevant to this study in the context of Bindura Municipality. Through examining factors such as the perceived cost of evasion, the probability of detection and the severity of penalties, this theory provides valuable insights into the dynamics that shape revenue collection. Understanding taxpayers' compliance behaviour helps identify the challenges and opportunities associated with revenue collection. It also offers guidance in improving strategies, enhancing voluntary compliance and ensuring effective resource allocation for service delivery. Therefore, the Tax Compliance Theory is highly relevant in understanding and improving revenue collection practices in the context of Bindura Municipality.

2.1.3 Institutional Theory

The Institutional Theory was developed by DiMaggio and Powell (1983) to focus on how organisations conform to prevailing norms and structures within their institutional environment. Within this study, the Institutional Theory is relevant for comprehending the factors that shape revenue collection practices and service delivery behaviour at Bindura Municipality.

By analysing institutional influences such as legal frameworks, governance structures and societal expectations, this theory helps explain how the institutional environment influences revenue collection strategies and subsequently impacts service delivery outcomes. Understanding these institutional forces facilitates the design of revenue collection strategies that align with institutional norms and expectations. Consequently, it enhances revenue collection efficiency, improves service delivery outcomes and ensures the long-term sustainability of local authorities. Hence, the Institutional Theory offers valuable insights and implications for understanding and improving revenue collection practices in Bindura Municipality.

2.1.4 Revenue Collection Efficiency Index

One widely used framework in assessing revenue collection efficiency is the Revenue Collection Efficiency Index (RCEI). The RCEI, developed by Lekobane and Chiumia (2014), provides a systematic approach for evaluating revenue collection processes and determining their effectiveness. The index combines various indicators, such as tax compliance rates, cost of collection, and timeliness of revenue collection, to measure the overall efficiency of revenue collection systems. Applying the RCEI to Bindura Municipality would involve collecting data on tax compliance rates, revenue collection costs, and other relevant metrics. By analysing this data, it becomes possible to identify areas where the revenue collection process can be streamlined and optimized to enhance efficiency. For example, if the tax compliance rate is low, the council may need to implement taxpayer education and awareness programs to improve compliance. If the cost of collection is high, the council could explore the use of technology to automate and streamline revenue collection processes.

2.1.5 Regression Analysis

Regression analysis was used to explore the factors that affect revenue collection in Bindura Town Council. The aim of the analysis was to find out variables with high impact and how they interact with each other. There are different techniques optional for regression analysis, like multivariate analysis and factor analysis. These techniques help in resolving complex data and find patterns. Regression analysis shows how dependent variables, like revenue collection are influenced by independent variables such as technology, staff training, policy alignment and public awareness. It shows factors that are more important. Factor analysis helps in grouping similar variables together and understand the underlying dimensions that drive revenue collection practices. It simplifies the data and shows us the main components. Cluster analysis helps us classify variables into groups based on similarities.

2.2 EMPIRICAL REVIEW

2.2.1 Examining the relationship between revenue collection and service delivery in Bindura Municipality.

The study on impact of revenue collection on service delivery on service delivery has been an area of interest among scholars in literature, T. Musonza (2017) conducted a study on the impact of revenue collection on service delivery in local authorities in Zimbabwe, a case study at Bindura Town Council. Through qualitative interviews with council officials, community leaders and residents, the study revealed that revenue collection played a vital role in funding service delivery initiatives.

The findings emphasized that effective revenue collection practices directly contributed to improved infrastructure development, healthcare, education and other essential services. The study also highlighted the importance of citizen engagement and participation in revenue collection processes to foster trust and support for service delivery efforts.

In the literature, other scholars approached the impact of revenue collection on the service delivery by local Authorities through a mixed method concept. Research conducted by T Nyikadzino and AG Nhema (2015) investigated the relationship between revenue collection and service provision in various local authorities in Chitungwiza Town Council. The study employed both quantitative and qualitative approaches to analyse revenue collection practices and service delivery outcomes. Their findings underscored the significance of efficient revenue collection mechanisms in ensuring adequate funds for service provision. The research emphasized the need for strategic revenue collection initiatives, such as data-driven decision making, cost recovery strategies and leveraging partnerships with the private sector, to enhance service delivery in Chitungwiza Town Council.

It was also noted that Councils faces challenges in collecting revenue and this have a negative impact on its services and operations. D Muchadenyika and JJ Williams (2018) conducted a study and examined the impact of revenue collection on service delivery in local authorities in Zimbabwe.

The study focused on the challenges faced by councils and opportunities available for improvement. They found that shortcomings in revenue collection processes and practices directly affect service delivery outcomes. In the context of Harare and Bulawayo Town Councils, the study highlighted the need for capacity building programs to enhance revenue collection skills among council officials and to improve taxpayers' understanding of their obligations. The findings recommended the importance of adopting innovative technologies and systems in revenue collection as well as implementing effective enforcement mechanisms to reduce non-compliance and revenue leakages.

Another study was conducted by B Mupedzi and M Olarewaju (2023) took a socio-economic approach to understand how revenue collection influences service delivery in Zimbabwe Town Councils. The researchers utilized a combination of surveys, interviews and focus group discussions with council officials, community members and key stakeholders. Their findings revealed that revenue collection not only provided the necessary financial resources for service provision but also played a key role in promoting social development and reducing inequalities within the community. The study highlighted the importance of revenue collection as a mechanism for promoting social justice and equity. The researchers emphasized that revenue collection practices should consider the socio-economic context of Town Councils, ensuring that marginalized populations have access to adequate services. The research identified the need for progressive revenue collection strategies that take into account the income disparities among residents and prioritize the allocation of resources to underserved areas. By adopting an inclusive and equitable revenue collection approach, Town Councils in Zimbabwe can enhance service delivery outcomes, effectively addressing socio economic disparities within the communities.

Together, these studies help us understand the connection between revenue collection and service delivery in Bindura Municipality. They highlight how important revenue collection practices are in ensuring essential services are provided to the community. By considering the findings of these scholars, we can thoroughly analyse the relationship between revenue collection and service delivery. It enables policy makers to make informed decisions and make specific improvements to Bindura Municipality revenue collection strategies and service delivery results.

2.2.2 Assessing the efficiency of revenue collection practices in Bindura Town Council.

Efficiency in revenue collection practices is vital for local authorities like Bindura Town Council to effectively generate the funds necessary for providing essential services to the community. K Mushimbwa (2019) conducted a study on revenue collection practices in local authorities in Zambia. The research study employed interviews, surveys, and financial data analysis to evaluate relative efficiency. In addition to emphasizing the use of technology, staff training and strategic planning, they also highlighted the role of effective customer service and public engagement in revenue collection. These factors contribute to building trust and cooperation between the council and the community, which can positively impact revenue generation.

PK. Adenya and W. Muturi (2017) researched on revenue collection efficiency in local governments in Kenya. They gathered their data through interviews, questionnaires and document analysis. After conducting a thorough analysis they provided insights into the importance of revenue forecasting and proper revenue databases. Their study indicated that accurate revenue forecasting enables local authorities to align their revenue targets with realistic expectations and make informed decisions. Additionally, they emphasized the value of maintaining comprehensive revenue databases to facilitate efficient revenue monitoring and reduce instances of revenue leakage.

RA Dada, IA Adebayo and OA Adeduro (2017) conducted research examining revenue collection practices in local authorities in Nigeria. Their research involved interviews, focus group discussions and document analysis as means to collect data. They revealed challenges faced by local authorities, such as corruption and limited capacity. They also shed light on the significance of effective financial management systems, strengthened legal frameworks and improved technology solutions to enhance revenue collection efficiency. These findings show the importance of adopting integrated approaches that address various aspects of revenue collection. NE Monamodi (2021) examined revenue collection practices in local authorities in South Africa focusing on property rates. The study utilized interviews, questionnaires and data analysis to identify factors influencing efficiency.

In addition to effective systems, reliable databases and clear policies and procedures, they highlighted the role of community participation and targeted public awareness campaigns in promoting compliance and increasing revenue collection. Engaging with the community is crucial for fostering a shared responsibility in revenue collection efforts.

I Vingirayi, O Hapanyengwi and B Nyagadza (2020) conducted research on revenue collection practices in local authorities in Zimbabwe. They explored governance, technology and training as valuable variables in their research. Their study involved interviews, questionnaires, and data analysis to identify challenges and opportunities for improvement. They emphasized the importance of strengthening governance structures, enhancing technological infrastructure and providing continuous training, capacity building to revenue collection staff. These measures contribute to building a culture of professionalism and efficiency in revenue collection.

By incorporating the insights and additional information from these scholars, Bindura Town Council can gain a more comprehensive understanding of its revenue collection practices. Implementing the recommended strategies and addressing the identified challenges can enhance efficiency, transparency, and accountability in revenue collection processes. Ultimately, this will enable Bindura Town Council to secure the necessary funds to deliver essential services effectively and improve the well-being of the community it serves.

2.2.3 Identifying potential areas for improvements in revenue collection practices in Bindura Town Council.

The Literature has pooled valuable insights into areas of revenue collection and how it could benefit from improvements. One potential area for improvement is the introduction of technology in revenue collection practices. FA Mak'Osewe (2023) conducted research and highlighted the benefits of adopting modern tools such as digital payment systems and online platforms. He argued that these technological advancements can streamline the payment process and expedite revenue collection. Therefore, Councils can enhance the efficiency and convenience of revenue collection for taxpayers and the council itself through technological advancement.

Another area that can benefit from improvement is staff training and capacity building. Scholars such as MM Kairu and MM Rugami (2017) emphasize the importance of investing in comprehensive training programs for revenue collection staff. By providing relevant training, staff members can acquire the necessary skills and knowledge to effectively interact with taxpayers, handle inquiries and concerns, and address potential challenges. Improved customer service not only enhances the overall experience for taxpayers but also fosters a positive relationship between the council and the community. Well-trained staff members can effectively communicate the importance of revenue collection to taxpayers and encourage compliance, ultimately leading to increased revenue generation.

Regularly reviewing and updating revenue collection policies and procedures is crucial for improving efficiency. Scholars like Ely and van Staden (2020) suggest that aligning these policies with current legal requirements and best practices ensures that the processes are streamlined and effective. Clear and well-defined procedures reduce confusion and minimize the likelihood of errors, facilitating smoother operations. Periodic evaluations of existing policies and procedures can help identify areas for improvement and ensure that the council adapts to any changes in legislation or industry standards. By proactively reviewing and updating these policies, Bindura Town Council can optimize its revenue collection processes and maximize its potential.

Another potential area for improvement lies in public awareness and education regarding revenue collection. Scholars like F. Burchi and C. Strupat (2020), emphasized the significance of awareness campaigns in promoting compliance. Informing residents and businesses about the benefits derived from revenue collection and the consequences of non-compliance can foster a sense of civic responsibility. Well-designed campaigns create an informed community that actively participates in revenue collection efforts. By conducting targeted awareness programs, using various communication channels and providing easily understandable information, the council can encourage timely payments and enhance revenue collection rates. Collaborations with relevant stakeholders, such as banks and financial institutions, can also contribute to improved revenue collection practices. Research conducted by JE Adalety, V Raju and SP Phung. (2018), suggested that partnerships offer opportunities to explore alternative payment channels and enhance convenience for taxpayers.

By collaborating with banks and financial institutions, Bindura Town Council can leverage their expertise and resources to implement innovative payment methods, such as mobile banking or online payment platforms. These partnerships can not only increase the efficiency of revenue collection but also expand its reach to a wider audience, ultimately leading to higher revenue generation.

Regular evaluation and data analysis are vital for identifying areas that require attention and improvement. Scholars like J Aizenman, Y Jinjarak and J Kim (2019) emphasized the importance of monitoring collection rates, identifying trends and analysing data to gain valuable insights. These insights enable the council to proactively address challenges and implement targeted strategies for continuous improvement. By conducting regular performance evaluations, Bindura Town Council can identify any gaps in revenue collection practices, measure the effectiveness of implemented changes and make data-driven decisions to optimize revenue generation.

By incorporating the recommendations of these scholars into revenue collection practices, Bindura Town Council can optimize its operations, enhance revenue generation and improve overall efficiency. Integrating technology, providing comprehensive staff training, reviewing policies, conducting awareness campaigns, fostering partnerships and utilizing data analysis can collectively contribute to more efficient and effective revenue collection. These improvements not only benefit the council but also have a positive impact on the provision of better services and the overall well-being of the community it serves.

2.3 Research gap

There is a research gap in understanding the specific revenue collection practices in Bindura Town Council. Conducting research to assess these practices will help us understand the challenges and opportunities unique to this council. This research is important because it will help us find areas that need improvement and develop strategies to collect revenue more efficiently. By filling this research gap, we can provide practical recommendations for revenue collection in similar local government contexts. Previously, studies have explored factors that influence compliance with revenue collection in different places, but there is a gap in understanding this for Bindura Town Council.

By conducting research to evaluate the factors influencing compliance in this specific context, we can better understand what motivates people to pay their dues and what barriers they face. This research will help the council develop strategies to increase compliance and collect more revenue. By addressing this research gap, we can contribute to effective revenue collection practices in local government.

There is a research gap in identifying areas where revenue collection practices can be improved in Bindura Town Council. Conducting research in this area will help us identify specific challenges and opportunities faced by the council. This research will be important in suggesting ways to enhance revenue collection and make the process more efficient. By conducting this research, we can provide practical insights that will assist Bindura Town Council in achieving its revenue collection goals.

2.4 Proposed conceptual model

The proposed conceptual framework illustrates the relationships between various variables in enhancing revenue collection practices in Bindura Town Council. Below are the variables and how they are related.

2.4.1 Inputs

a) Current Revenue Collection Practices

This variable serves as the starting point for improvement efforts. By assessing the existing practices, the council can identify weaknesses and areas for enhancement.

b) Technology Integration

The integration of modern tools and technologies into revenue collection processes can significantly improve efficiency and accuracy. This variable is closely related to operational efficiency and can lead to increased compliance and revenue generation.

c) **Staff Training and Capacity Building**

Providing comprehensive training programs to revenue collection staff equips them with the necessary skills and knowledge to effectively engage with taxpayers. Well-trained staff can enhance compliance, improve customer service and contribute to increased revenue collection.

d) **Policies and Procedures**

Ensuring that the council adheres to the appropriate framework, it is important to review and align revenue collection policies and procedures with legal requirements. The council can enhance compliance and operational efficiency through implementing clear and effective policies

e) **Public Awareness and Education**

Informing and educating the community about the importance of revenue collection creates a sense of responsibility among taxpayers. Increased awareness improves compliance rates and fosters a positive attitude towards revenue payments.

2.4.2 Processes

a) **Technology Integration and Capacity Building**

The council can enhance operational efficiency and accuracy in revenue collection by integrating technology and providing staff training. Improved capacity in utilizing technology enhances the effectiveness of staff and overall revenue collection processes.

b) Policy Review and Implementation

Regular review and updating of revenue collection policies can help identify gaps or outdated procedures. Effectively implementing revised policies ensures that the council operates in alignment with legal requirements and best practices. Well-designed policies contribute to enhanced compliance and revenue generation.

c) Public Awareness and Education Campaigns

Conducting targeted awareness campaigns enhances understanding and encourages compliance among taxpayers. Educating the public about the benefits of revenue collection and the impact on service delivery fosters a positive attitude towards payment obligations.

2.4.3 Intervening Variables

a) Compliance with Revenue Collection

This variable represents the extent to which taxpayers fulfil their financial obligations. It is influenced by factors such as public awareness, policy clarity, staff training and effective use of technology.

b) Operational Efficiency

The efficiency and effectiveness of revenue collection processes significantly impact the overall revenue generation. Factors like technology integration, staff training and policy alignment contribute to operational efficiency.

2.4.4 Outcomes

a) Increased Revenue Generation

The primary goal of improving revenue collection practices is to generate more revenue for the council. The relationships between the variables demonstrate that inputs such as technology integration, staff training, policy alignment and public awareness contribute to increased compliance and, consequently, increased revenue generation.

b) Enhanced Service Delivery

Improving revenue collection practices strengthens the financial stability of the council, allowing for better allocation of resources. Increased revenue enables the council to provide improved services and infrastructure development for the community.

2.5 CHAPTER SUMMARY

In conclusion, this chapter has provided a detailed review of the existing research on revenue collection practices in Bindura Town Council. The purpose was to understand the challenges and opportunities in this area and to create a framework for improvement. The review showed that using technology, training staff, aligning policies and educating the public are important for better revenue collection. These actions can lead to increased compliance, efficiency, and more revenue for the council. It is important to remember that the proposed framework is not a one-size-fits-all solution. It is a starting point for further research and customization to fit the specific needs of Bindura Town Council. The chapter has set the stage for the next chapters which will focus on how to implement and evaluate the framework. Through careful research and data analysis, these chapters will provide evidence of the framework's effectiveness. The overall goal of this research is to contribute to knowledge about revenue collection practices and provide practical recommendations for Bindura Town Council and other similar organizations. By following the proposed framework, the council can generate more revenue and improve the services they provide to the community.

CHAPTER 3: RESEARCH METHODOLOGY

3.0 INTRODUCTION

This chapter outlines the methodological approach employed to investigate the impact of revenue collection on service delivery in Bindura Town Council. Both qualitative and quantitative modeling techniques were used and using regression analysis, the research study goes deeper into revealing the practical situation and perceptions of different people employed in this study. This chapter deals with the description of the methods that were applied in carrying out the research study, and how data were collected and analysed. The chapter was organized under the following sections: area of the research design, data sources, target population and sampling procedure, research instruments, data collection methods, description of variables and expected signs, data analysis procedures, ethical considerations, and lastly the chapter conclusion.

3.1 RESEARCH DESIGN

The research design functions as a plan or a blueprint for the study, it reveals the logic and the methods that are of the essence for the data generation and collection (Creswell & Creswell, 2018). The research applied a mixed methods approach, hence getting the data through both qualitative and quantitative means (Johnson et.al, 2017). This not only result in a holistic vision being developed but their combined strengths illustrate the effect revenue collection has on service delivery in the Bindura Town Council. The data that is quantitative in nature, consisting of numbers and subject to statistical analysis (Bryman, 2016) makes possible to comprehension the extents of revenue collection challenges and the basis of service delivery levels. Indeed, it could be oversimplification of the involved stakeholders' experiences and the points of view. The researcher employed semi-structured questionnaires. These offer a rich view into subject aspects (Flick, 2014). Bringing in the opinions and findings of the staff of Bindura Town Council and Bindura residents who are community group members gives more credibility to the research.

3.2 DATA SOURCES

This study, however, relied exclusively on the primary data collection from three main stakeholders that are the members of Bindura Town Council, local residents and income statements showing revenue collection from 2019 to 2023. The views of the working professionals and residents was gathered primarily by means of Questionnaires. Data was gathered from residents of different regions and demographics within Bindura using random sampling in order to understand reasons for non-payment (if any) as well as behaviour payment, awareness of the services being provided by Bindura Town Council (Asamoah & Adu-Gyamfi, 2021), and level of satisfaction with current service deliveries.

3.3 Target population and sampling procedures

3.3.1 Target Population

The research focused on professionals on duty and those who live around the station in Bindura. Concerning working professionals, it is a category for people going straight into revenue collection and service delivery activities. A focus on people from the finance, billing, and public works departments served as a moderately strong source of information regarding the exact problems faced by revenue collectors (Bryson et al., 2021). Another reliable source of information was individuals working for the finance department who would provide information on the effectiveness of the current revenue collection processes as well as individuals from the people living in Bindura. Bindura urban areas will be the main stakeholders in the venture. Residents' diversity makes their perspectives important and understanding them is necessary. Many faces of Bindura residents from different demographic backgrounds and various locations within it will be engaged in the study to gain perspectives on payment behavior and why there may be non-payment cases (if any) (Ali & Soyibo, 2018), awareness about services given by Bindura Town Council (Asamoah & Adu-Gyamfi, 2021) and how satisfied.

3.3.2 Sampling Procedure

This study employed both random sampling and purposive sampling techniques to build its sample. On the Bindura Town Council Working Professionals group which includes individuals directly involved in revenue collection and service delivery activities, the study used purposive sampling. This non-probability sampling technique allowed the researcher to target specific individuals with knowledge and experience relevant to the research objectives (Vasilaki, 2021). A representative sample will be selected from Bindura residents using probability sampling, specifically simple random sampling. This ensured each resident within Bindura had an equal chance of being chosen (Bryman, 2016). This technique helped to reduce bias and allow for the generalizability of findings to the wider resident population.

3.4 RESEARCH INSTRUMENTS

The research study adopted a Semi-structured Questionnaire as an appropriate Instrument for this mixed research design. Semi-structured questionnaires were the primary tool for data collection and income statements were the secondary tool for data collection. These questionnaires combined (Denscombe, 2014), Closed-ended questions: These provided pre-defined response options, allowing for easy quantification and statistical analysis. You can use these to gather data on demographics, payment behaviour and service satisfaction levels and Open-ended questions: These allow participants to elaborate on their experiences and perspectives. This can provide valuable qualitative data on challenges, motivations, and suggestions for improvement (Bryman, 2016). The questionnaires were carefully designed to ensure the following holds. Clarity where questions will be worded clearly and simply to avoid ambiguity and ensure participants understand the intent. Relevance, where questions will directly address the research objectives and gather information needed to answer the research questions. Lastly, validity where the questions will accurately measure the intended concepts.

3.5 METHODS FOR DATA COLLECTION

In this study the source of the data was limited to primary and secondary data collected through self-administered questionnaires directed to two critical stakeholders of the Bindura Town Council, that is, the council workers and the Bindura town residents as well as information on revenue collection from income statements. Two distinct questionnaires were created that will be compatible with the specific needs of the target audiences. Nevertheless, for the sake of privacy, questionnaires were sent through email or through a secure online platform which was more appropriate. The researcher worked on aligning the time-slots that are convenient for the participants and keeping the frequency of responses for the questionnaires low, to avoid interference with the customers' work schedule. On the flip side, a Random sample of the residents will be chosen through the use of random selection techniques from communities within Bindura's territory. Fair research can also be done through the house-to-house approach. Thereby, exclusively selected households will be visited and given paper questionnaires, presented and explained by the researcher for completion. Online surveys will be available only if there is an internet connection. The Questionnaire and the revenue data are the key to the process and the researcher engaged participants who needed a reminder to complete the questionnaires by sending follow-up reminders.

3.6 DESCRIPTION OF VARIABLES AND EXPECTED RELATIONSHIPS (SIGNS)

3.6.1 Dependent Variable: Service Delivery Quality

This is an index that demonstrates how the local authority performs in the provision of basic services and whether the population is satisfied with such services. It can be operationalized through resident satisfaction surveys: Questionnaires tracking the experience of service quality through sanitation, water supply, garbage management, and road development as well as mechanisms of delivery and quality indices: Composite scores based on actual indicators such as water treatment capacity, quality of the road network, and number of garbage collection carried out.

3.6.2 Independent Variables

3.6.2.1 Transparency and Accountability in Revenue Management Positive (+)

This variable means that the methods of revenue management should be evaluated as to whether they are fair and open or unfair and closed. One measure of success can be through the resident perceptions, which asked a few survey questions to gauge their faith in what the revenue is allocated and on utilization by the local authority. Also, if the local authority has the having Audits that are available Audits and transparently by the independent auditing of its financial management practices. This factor is predicted to have a positive relationship with the outcome of the study. Ensuring transparency and accuracy while organizing income tax may be the key to develop a corpus of taxpayers and their goodwill. Moreover, in this scenario, revenue collection may increase, which will surely lead to better service delivery.

3.6.2.2 Administrative Capacity and Efficiency Positive (+)

This variable reflects the capabilities and effectiveness of the local authority's administrative systems for both revenue collection and service provision. It will be measured by staff capacity to capture the number and qualifications of personnel involved in revenue collection and service delivery functions. Also, it will capture training programs that is Investments in training and skills development for staff to enhance their efficiency in revenue collection and service delivery. Again, this variable is expected to relate positively. A well-equipped and well-trained workforce can streamline revenue collection processes and improve service delivery efficiency, leading to better service quality.

3.6.2.3 Political Factors Negative (-)

In this instance, the reliability of political environment on level of services providing is referred to. It can be expressed via informal methods like political interference like the degree of impartiality of revenue allocation and service delivery getting distorted by political influence, favors or some individual good to be done.

This will study the extent of endemic corruption that is the case and public perception of corruption within the local authority service deliverance system. In the last place, we will address issues of institutional stability which means how obdurate or long-lasting the arrangements for local governance are. The given unstable instrument will be the negative parameter while assessing the impact of exchange rates on such an economy. Individuals who extract power and resources in the name of the state with corruption and instability being the key reasons for efficient resource allocation, and this leads to a decline in the quality of services, for instance, health.

3.6.3 Control Variable

3.6.3.0 Socioeconomic Factors

Varying refers to the demographic and economic features of the community that account for sharing the economic affairs by the local council, which may influence the council's revenue base and residents' capacity to pay for services. One of the major issues is poverty which often leads to an increase in the use of public services and the shortage of funds for funding the provision of such services. A researcher has to wait and can only have one experiment at a time. Socio-economic influence and service quality are sometimes interwoven features. Wealthier income would result in a more extensive tax base, and effective program delivery, as well as poverty worsens the demand for staple services.

3.6 DATA ANALYSIS PROCEDURES

The data will be analysed by regression model in R studio, the statistical software environment. The model analyses connections between the independent variables (the revenue collection effectiveness, transparency and accountability, administrative capacity, political factors, etc.) and the dependent variable (where is service delivery quality will be discussed in the future).

3.6.1 Pre-test Procedures/ Diagnosis Tests

3.6.1.2 Normality Tests

Shapiro-Wilk test is a statistical data test to check whether a data set can be realistically posited to have a normal distribution (Shapiro &Wilk, 1965). It is among the methods of the parametric statistical tests for normality, especially if your sample is small. The Shapiro-Wilk test Will's performed when a real data distribution is not at all the same as a theoretical normal distribution. It is based on the W statistic, which typically takes on values in the range of 0 to 1. Values close to 1 during normal distribution suggest that the data is closer to normality, however value approach to 0 signifies a considerable deviation from normality. Whatever you refer to as normal is the principle on which most regression laws are built, for example, the ordinary least squares regression (OLS). Normalization ascertains that the regression model coefficients are reliable since there will be less chance that errors creeping into the model coefficients will mislead. In this instance if deviation from normality occurs Null hypothesis of normality is violated for example Shapiro-Wilk test then there are methods to correct non-normality such as data transformation and the use of non-parametric methods.

3.6.1.3 Multicollinearity

The correlation of independent variables in the regression analysis which is known as collinearity occurs when more than two variables are closely related. This gives rise to difficulties in assessing the outcomes of the regression model in its entirety. Redundancy is the situation when more than one variable in the equation is partially solving the same problem and therefore, it becomes hard to observe the individual effect of a single factor. However, the presence of multicollinearity comes with consequences that are related to the fact that one has problems with unstable coefficients and difficulty in interpreting the results. Several tools exist for signaling multicollinearity as a problem of regression models. This study makes use of the Correlation Matrix as the research method to test for multicollinearity. Analysing the relationship outline of the independent variables helps find a correlation that is usually above 0.8 or 0.9 indicating multicollinearity.

The researcher will consider correcting multicollinearity by either dropping a variable, using dimensionality reduction techniques, or model reformulation.

3.6.1.4 Non-linearity

By non-linearity refers to the situations when the existing relationship between the independent and the dependent variable is not parallel to a straight line. This would show in many different ways, including concave relationships, U-shaped relationships, or inverse U-shaped relationships, and a threshold in some cases. If a non-linear relationship is present, and yet a linear regression model is used for the analysis, the results may get distorted. Consequently, the linear model tends to lack the intrinsic variant in the middle of the range and thus can overestimate or underestimate it. The observed deviation from the null hypothesis of no non-linearity may be achieved by various approaches.

The straightforward act of observing the plot of an independent and dependent variable scatterplot would show non-linearity patterns, like curves, bending, or areas where clusters have accumulated. Plotting the residuals of the regression model against the independent variable can make a linear pattern out of the residuals. The existence of this pattern suggests the detection of non-linearity that the model does not contain with possibly further investigation. Finally, statistical tools like Ramsey's RESET test can be employed to determine if the non-linearity persists. The researcher will diagnose non-linearity by either transforming variables, incorporating polynomial terms, or adopting a non-linear regression model in the study's main approach.

3.6.2 Checking for Outliers

The outliers are points that are much further than the range of mean of the distribution of variables in univariate analysis. It is therefore critical to closely monitor these value fluctuations otherwise they could easily skew the model results on the smaller scale. Outsiders cannot be influenced to take undue control over the estimated model estimators, thus could result in an inaccurate analysis of the relationships between the variables.

In the same way, the outliers can appear very ambiguous and influence the residual sum of squares upwards and thus do not indicate a good fit between the model and data. Several methods can be used to identify outliers in regression analysis that as the Boxplots. Boxplots graphically convey the dispersal of the data samples that is points outside whiskers become outliers (represent values located more than 1.5 times the interquartile range away from the quartiles). Also, Standardized Residuals: Standardized outliers (residuals divided with the estimated standard error) could be used to determine which ones of them are outliers. Values beyond the threshold (such as ± 3 standard deviations) can be considered as a source of outliers. When these outliers are discovered, then the researcher will decide to handle them by investigating the reason for the outliers or through winsorisation and case deletion.

3.6.3 Checking Heteroscedasticity

Heteroscedasticity refers to a violation of a key assumption in linear regression analysis and that is homoscedasticity. Homoscedasticity refers to cases where the variance of errors in the model does not increase at a progressive rate as we move up the independent variables. The residuals of which are around the regression line have to be uniform around the whole scale of independent variable range. It is shown when the case in which this proposition is not true where the residual spread changes across different values of the independent variable. Heteroscedasticity is an issue as it can lead to the underestimation of the standard errors of the regression coefficients. It is elusive to get such coefficients being considered as truly precise and deludes to the study to draw erroneous conclusions on the degree of relationship between variables. To identify heteroscedasticity in a regression analysis, the researcher will use that is Statistical tests like the Breusch-Pagan test to formally assess the presence of heteroscedasticity. If heteroscedasticity is detected, the researcher will consider Weighted Least Squares (WLS), Transformation of Variables and Robust Regression Methods as correction measures.

3.6.4 Analytical Model

Service Delivery Quality = $\beta_0 + \beta_1$ (*Revenue Collection Effectiveness*) + β_2 (*Transparency and Accountability in Revenue Management*) + β_3 (*Administrative Capacity and Efficiency*) + β_4 (*Political Factors*) + β_5 (*Socioeconomic Factors*) + ε

In this model

- β_0 represents the intercept, indicating the baseline level of service delivery quality.
- β_1 to β_5 represent the coefficients for each independent variable, indicating their impact on service delivery quality.
- ε represents the error term, capturing unobserved factors influencing service delivery quality.

Dependent Variable

- Service Delivery Quality (measured by resident satisfaction ratings or service provision indices)

Independent Variables

1. Revenue Collection Effectiveness (measured by the percentage of revenue collected compared to targets or revenue-to-expenditure ratio)
2. Transparency and Accountability in Revenue Management (measured by perceptions of transparency in revenue allocation and utilization)
3. Administrative Capacity and Efficiency (measured by staff capacity, training, and effectiveness in revenue collection and service provision)
4. Political Factors (measured by political interference, corruption perceptions, and institutional stability).

Control Variables

5. Socioeconomic Factors (measured by income levels, poverty rates, and population demographics).

3.6.5 Model Validation

After a regression model has been fitted, you will have to assess the performance of the model to identify what error rates have been maintained. Therefore, the accuracy of the model can be said to represent how well it captures the relationships between the variables and the underlying data structure. Multiple goodness test may be used in order to check performance of the linear regression model. R-squared (coefficient of determination) statistic represents the proportion of variance in the dependent variable made by independent variables considered in the model. Values approaching 1 imply a greater fitness level, provided that the model accounts for a greater fraction of the variation. Hence, R-squared is quite an unreliable measure, especially with a higher number of independent variables and with the added term, which could be significant and reject any insights on the model. On the other hand, it could also be irrelevant and thus increase only opportunely the R-square, but without adding any valuable information (Hair et al., 2019). Modified R-squared coefficient is taking into account the number of predictor variables in the model, and as a result accurately evaluate the model's explanatory power. As a matter of fact, if there are more predictor variables in the model, it also means more complexity in the model. For a higher adjusted R-squared value, there is usually a combination of model complexity and how well it does in explaining the variance present in the data (Greene, 2023).

The F-Statistic tests the significance corresponding to the overall model. A statistically significant F-statistic (with p-value which is smaller than 0.05) shows that the model, being a whole component, explains a statistically significant portion of the dependent variable's variability (Field et al., 2018).

3.7 ETHICAL CONSIDERATIONS

Researching implies having ethical guidelines in place to guarantee participants health and rights. When it comes to informed consent, the principle of respect for persons encompasses the idea that research participants are given all the information at hand regarding the research aims and nature of the experiment prior to agreeing to join in. The creation of an informed consent form will be done for any individual that is interested to volunteer. The consent form explains research aims and methods, possible risks and benefits of participation.

Participants will have all the rights to refuse to participate or to leave at any time without any risk of penalty. For the sake of confidentiality, the researcher will provide contact details and the necessary ethics committee will be stated. The identity of participants will be kept anonymous throughout the research study. Data collected from this study will only be used for the state research objective. In this study, the researcher will adhere to all respected ethics.

3.8 Chapter Summary

The preceding lines have shed light on the most elementary statistical ideas which are used for regression analysis. First off, inspection of the Shapiro-Wilk test is vital because it is a critical component of the regression evaluation process and its normality assumption is absolute. Following this the researcher presented multicollinearity which is possible that independent variables are highly correlated, which results in difficulty in the interpretation of regression coefficients. Non-linearity was the researchers' next issue, a time where the association between variables does not follow a straight line, and the researcher covered how identification and correction of its impact on regression was done. Thereafter, the researcher completed the outlier detection and why outliers possess a threat to the reliability of the regression outcomes. Following that, the researcher moved on to exploring heteroscedasticity, which is a violation of the assumption of constant variances for error terms. The researcher approached strategies to deal with this issue. At last, the researcher touched upon model validation (goodness-of-fit) tests, stressing that model performance should be evaluated by the similarity between data points and the predicted outcomes that are indicated by R-squared, adjusted R-squared, RMSE, MAE, and residual analysis, respectively.

CHAPTER 4: DATA PRESENTATION, ANALYSIS AND DISCUSSION

4.0 INRODUCTION

This chapter focuses on demographic characteristics, descriptive statistics, diagnostic tests, and tests for the model performance on the dual relationship between the constraints of revenue collection and the performance of services within the Bindura Council environment. Thus, this chapter seeks to discuss the broad range of participants by presenting their demographics, customer insights, and feelings toward revenue management and service delivery, as well as, the overall viability of the regression model designed to forecast revenue collected based on the factors indicated above. They aim to include demographic characteristics, descriptive analysis, diagnostic data, and model assessment, making this chapter the foundation for the subsequent steps in understanding the driving forces of revenue generation and service delivery in rural governance arenas. The results derived hereunder advance knowledge on local governance, fiscal decentralisation, and public service delivery in rural areas, which could be useful to policymakers, implementers, and scholars to improve the internal governance efficiency and delivery of services in rural localities

4.1 DEMOGRAPHIC ANALYSIS

Based on the responses of the 48 participants, the demographic information indicates a diverse sample with a mean age of approximately 36.8 years and a median age of 37 years, spanning from 18 to above 50 years, with a standard deviation of approximately 9.4 years. The gender distribution shows 28 male participants (58.3%) and 20 female participants (41.7%). In terms of occupation, 20 participants (41.7%) are in higher management roles, 15 (31.3%) in lower management, and 13 (27.1%) fall under other occupational categories. The mean years of experience among the participants are approximately 7.6 years, with a median of 5.5 years and a range from 0 to above 15 years, and a standard deviation of approximately 5.5 years. These summary statistics provide insights into the varied demographic characteristics of the participants in the study.

4.2 DESCRIPTIVE STATISTICS

Statistic	Transparency	Administration	Political	REVENUE_COLLECTED
Mean	3.205078	3.160156	3.160156	1.808225e+07
Min	2.125000	1.937500	1.937500	8.345700e+04
25%	2.914062	2.828125	2.828125	6.615858e+05
50%	3.187500	3.156250	3.156250	6.554634e+06
75%	3.625000	3.687500	3.687500	3.000663e+07
Max	4.187500	4.156250	4.156250	8.023567e+07
Std. Dev	0.474189	0.542249	0.542249	2.339824e+07

Table 4. 1 Descriptive Statistics

The descriptive statistics offer valuable insights into the responses provided by the 48 participants to the questionnaire items and revenue collection data. Across dimensions such as transparency, administrative capacity, and political factors, the mean scores hovered around 3.2, indicating a moderate perception among respondents. However, responses exhibited a diverse range, spanning from 2.125 to 4.1875, showcasing varying opinions within the sample. The average revenue collected amounted to approximately \$18,082,250, with notable variability reflected in the standard deviation. The data collection period ranged from January 1, 2019, to January 12, 2022, capturing responses over a substantial timeframe. While responses showed a relatively narrow spread, interquartile ranges suggested a consensus among participants regarding these dimensions within the Bindura Council. Conversely, revenue collection data displayed a wider range of values, indicative of fluctuations over time. Overall, these descriptive statistics offer a comprehensive

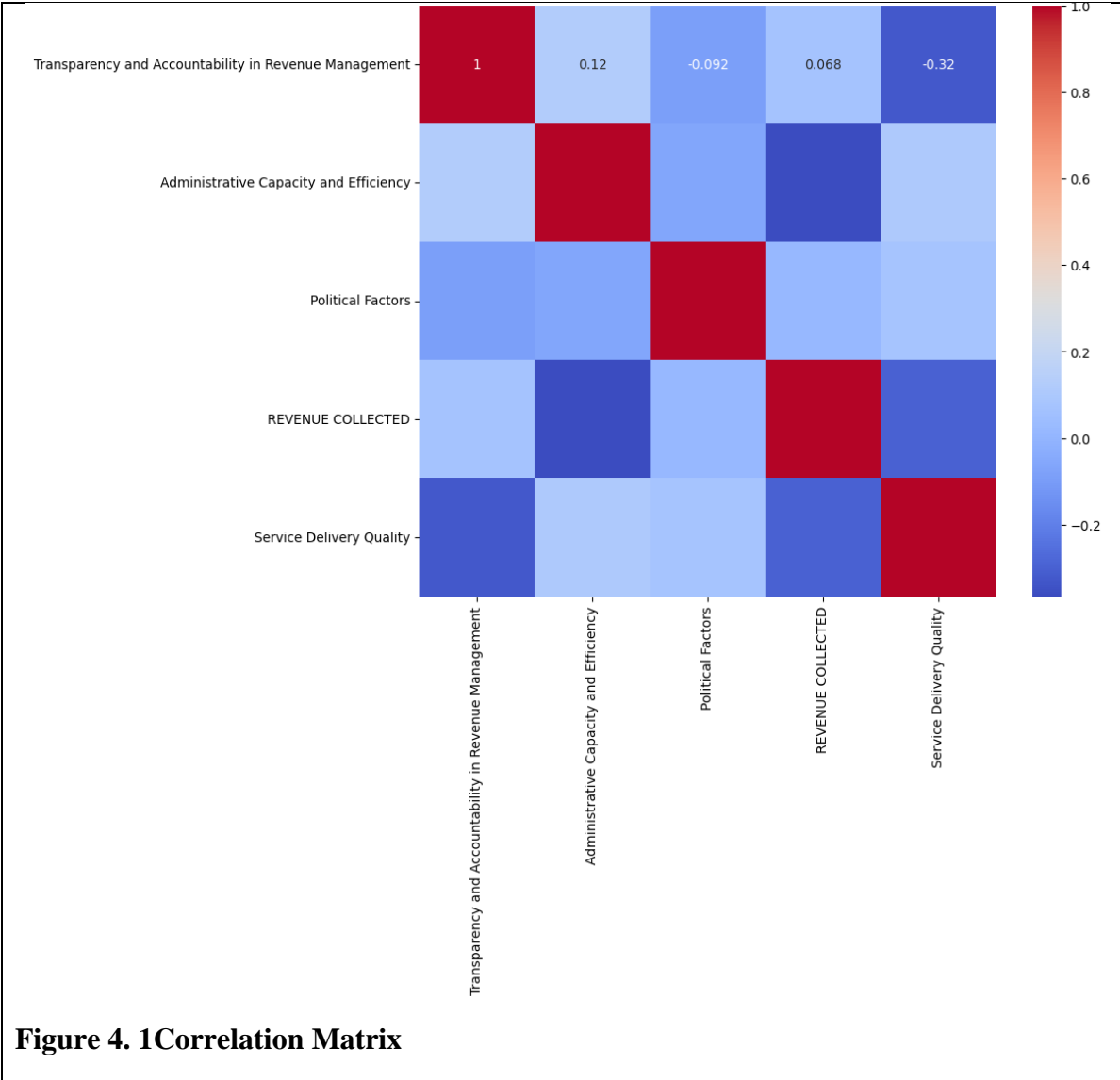
overview of participant responses and revenue collection trends, illuminating areas of consensus and variability within the dataset.

4.3 DIAGNOSTIC TESTS

4.3.0 Multicollinearity test (Correlation Matrix)

Variables	Transparency and Accountability in Revenue Management	Administrative Capacity and Efficiency	Political Factors	REVENUE COLLECTED	Service Delivery Quality
Transparency and Accountability in Revenue Management	1.000000	0.124754	-0.092304	0.067533	-0.323239
Administrative Capacity and Efficiency	0.124754	1.000000	-0.066723	-0.365813	0.104062
Political Factors	-0.092304	-0.066723	1.000000	0.017400	0.071682
REVENUE COLLECTED	0.067533	-0.365813	0.017400	1.000000	-0.296887
Service Delivery Quality	-0.323239	0.104062	0.071682	-0.296887	1.000000

Table 4. 2 Multicollinearity test



The graphical and table output presents correlation coefficients between variables, indicating their associations. In this case, the correlations between Revenue Collected and Service Delivery Quality (-0.296887) reveal a moderate negative association.

These values are below the threshold of 0.8, indicating a lack of significant multicollinearity. To test for multicollinearity, the researcher likely employed methods such as correlation analysis or variance inflation factor (VIF) calculations. The results suggest that variables are not highly interrelated, ensuring the reliability of regression coefficients and interpretations.

4.3.1 NORMALITY TEST

4.3.1.0 Shapiro-Wilk test

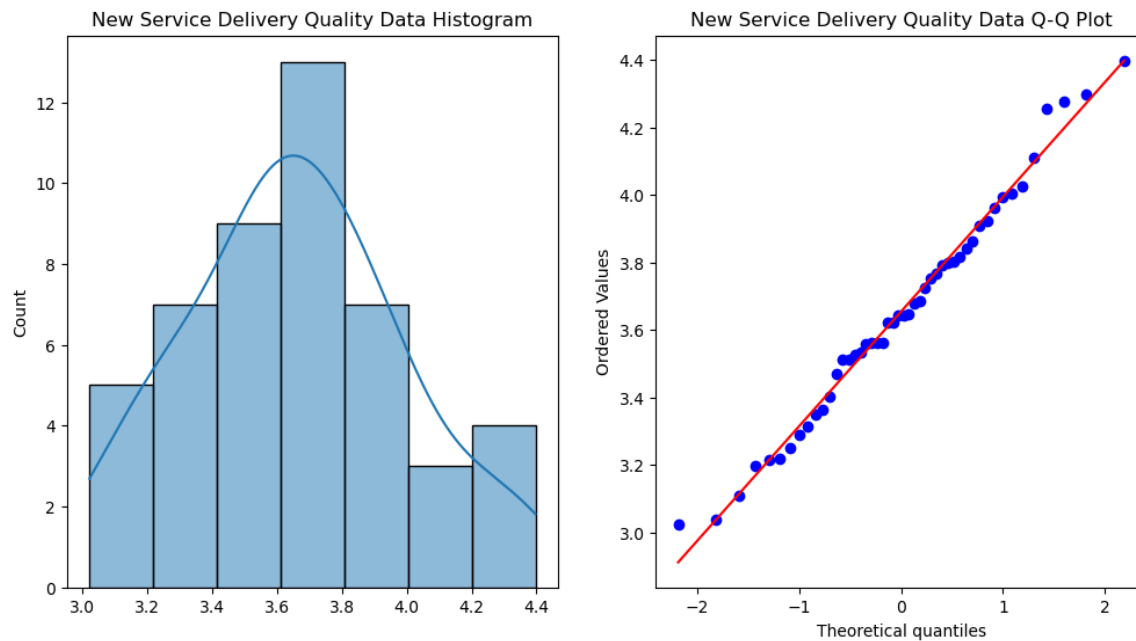


Figure 4. 2 Data Histogram and Q-Q Plot

Shapiro-Wilk test for new data: $W=0.9839$, $p\text{-value}=0.7473$

Based on the QQ plot and the Shapiro-Wilk Normality test, the researcher concluded that the dependent variable, pertaining to service delivery, followed a normal distribution. The QQ plot showed a relatively straight line, indicating conformity with the expected distribution. Additionally, the Shapiro-Wilk test yielded a p-value of 0.7473, suggesting that there is no significant departure from normality. Therefore, based on both the graphical representation and the statistical test, it can be inferred that the data on service delivery exhibits a normal distribution.

4.3.1 Outlier Check

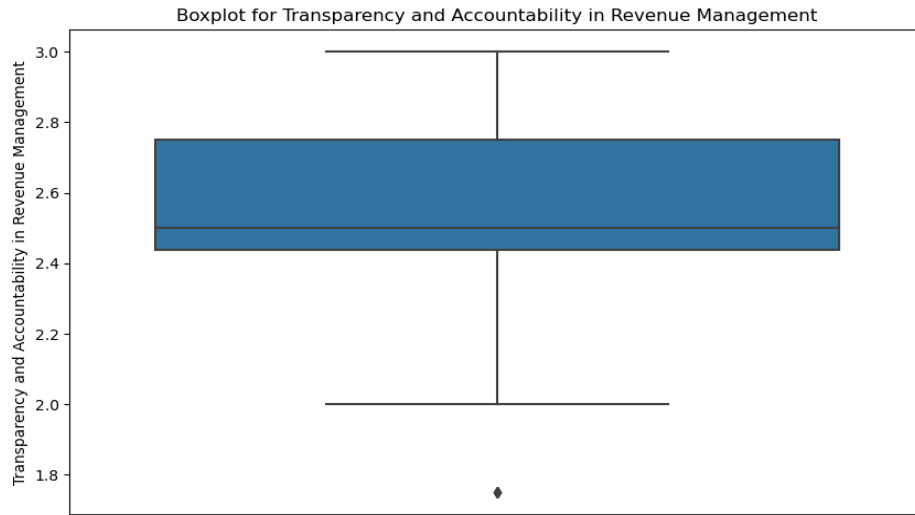


Figure 4. 3 Transparency and Accountability in Revenue management box plot

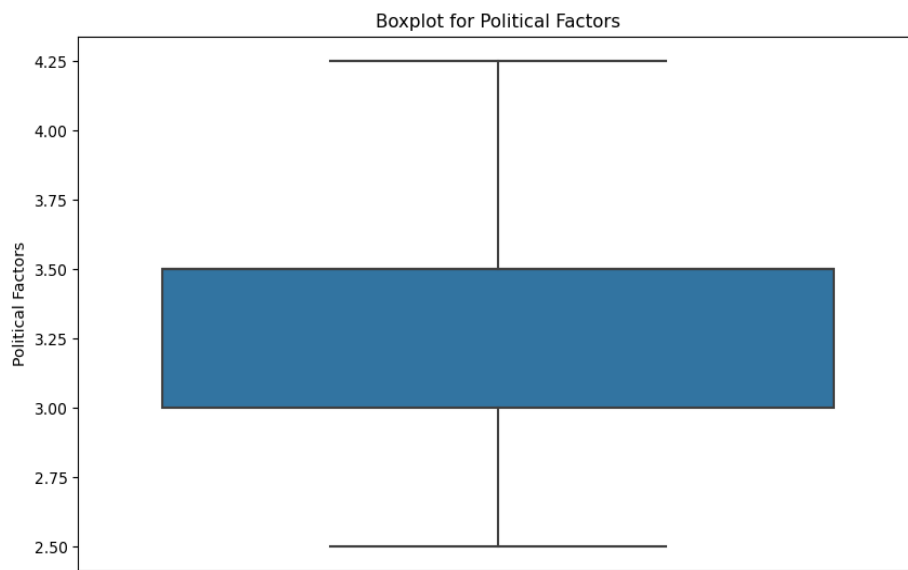


Figure 4. 4 Political Factors Box plot

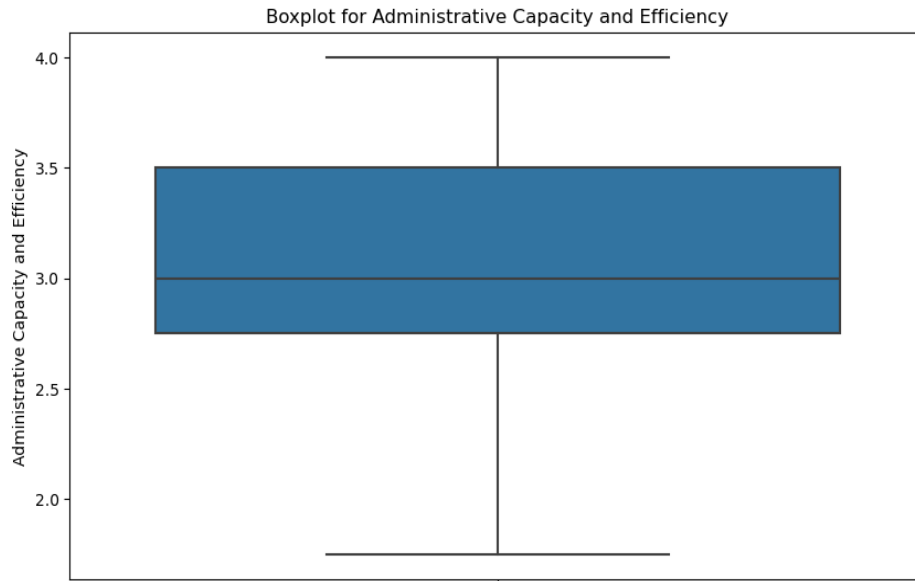


Figure 4. 5 Administrative Capacity and Efficiency

After identifying the Outliers as indicated by the boxplots above the researcher deleted the rows with Outliers to ensure that they do not affect the model performance.

4.3.2 Test for Heteroscedasticity

4.3.2.0 Breusch-Pagan test results:

```
{'LM Statistic': 2.149702203292904,
'LM-Test p-value': 0.7082474726075154,
'F-Statistic': 0.5040163269573872,
'F-Test p-value': 0.7329346432694872}
```

The Breusch-Pagan test results indicate no evidence of heteroscedasticity in the regression model. The LM Statistic, measuring the goodness-of-fit, yielded a value of 2.1497 with a p-value of 0.7082, failing to reject the null hypothesis of homoscedasticity. Similarly, the F-Statistic, which also tests for heteroscedasticity, returned a value of 0.5040 with a p-value of 0.7329, further supporting the conclusion of no significant heteroscedasticity.

Therefore, based on both test statistics and their associated p-values, it can be concluded that the regression model satisfies the assumption of homoscedasticity.

4.3. Model output /results

4.3.0 OLS Regression Results

```

=====
Dep. Variable:  REVENUE COLLECTED  R-squared:          0.74000
Model:         OLS                 Adj. R-squared:    0.62000
Method:        Least Squares       F-statistic:      1.400e+11
Date:          Mon, 03 Jun 2024    Prob (F-statistic): 7.63e-217
Time:          09:04:12           Log-Likelihood:   -323.10
No. Observations: 48  AIC:          656.2
Df Residuals:   43  BIC:          665.6
Df Model:        4
Covariance Type: non robust
=====

```

```

=====
                                coeff  std err    t  P>|t| [0.025  0.975]
-----
----
const                2.092e+08  325.222  6.43e+05  0.000  2.09e+08  2.09e +0
8
Transparency and Accountability in Revenue Management -3.477e+06  60.121 -5.78e+04  0.
000 -3.48e+06 -3.48e+06
Administrative Capacity and Efficiency          -1.482e+07  58.368 -2.54e+05  0.000 -1.
48e+07 -1.48e+07

Political Factors                3.755e+06  47.696  7.87e+04  0.000  3.75e+06  3.7
6e+06

```

Service Delivery Quality -3.969e+07 63.682 -6.23e+05 0.000 -3.97e+07
 -3.97e+07

=====

=====

Omnibus: 5.332 Durbin-Watson: 2.430
 Prob (Omnibus): 0.070 Jarque-Bera (JB): 4.551
 Skew: -0.747 Prob (JB): 0.103
 Kurtosis: 3.205 Cond. No. 69.6

=====

=====

Notes:

[1] Standard Errors assume that the covariance matrix of the errors is correctly specified.

Participant	Transparency	Accountability in Revenue Management
0	1	2.437612
1	2	2.443678
2	3	2.650255
3	4	1.754269
4	5	2.569213

Table 4. 3 Accountability in Revenue Management

Administrative Capacity	Efficiency	Political Factors
0	1.890752	3.416891
1	4.183040	2.986451
2	3.733852	3.413323
3	3.393948	3.503570
4	3.576899	3.767633

Table 4. 4 Political Factor

Service Delivery	Quality	Revenue Collected	Date
0	4.671370	115835.77	2019-01-31
1	3.773994	136599.50	2019-02-28
2	3.964057	131931.90	2019-03-31
3	4.178271	118688.66	2019-04-30
4	4.061076	218534.50	2019-05-31

Table 4. 5 Service Delivery

The OLS regression model demonstrates a reasonably strong performance in predicting "REVENUE COLLECTED," as evidenced by the relatively high R-squared value of 0.74, indicating that approximately 74% of the variance in revenue collected can be explained by the independent variables. However, it's essential to interpret this value cautiously alongside the Adjusted R-squared value, which is slightly lower at 0.62. This suggests that while the model explains a substantial portion of the variance, there may still be room for improvement or refinement, as some variables may not be contributing significantly to the predictive power of the model. Additionally, the extremely high F-statistic underscores the overall significance of the model. To validate the model's performance and generalizability, various techniques such as cross-validation, holdout validation, or bootstrapping can be employed.

These methods help assess how well the model performs on unseen data and guard against overfitting. Furthermore, diagnostic tests such as the Omnibus test, Durbin-Watson statistic, and examination of residual plots can provide insights into the model's goodness of fit, potential issues like multicollinearity or autocorrelation, and adherence to model assumptions. Regularly evaluating and refining the model based on new data and feedback is crucial for ensuring its reliability and usefulness in real-world applications.

4.4 MODEL PERFORMANCE AND VALIDATION

4.4.0 Cross Validation

[1] "Average RMSE: 20557646.19"

The average RMSE (Root Mean Squared Error) obtained from the cross-validation procedure is approximately \$20,557,646.19. RMSE measures the average deviation between the predicted revenue collected values and the actual revenue collected values. A lower RMSE indicates better predictive performance, meaning that, on average, the model's predictions are closer to the actual values. Conversely, a higher RMSE suggests that the model's predictions are further from the actual values, indicating poorer predictive performance. In this case, the average RMSE indicates that the OLS regression model is moderately capturing the variability in revenue collected based on the provided predictors.

4.5 DISCUSSION OF THE FINDINGS

This study was used to establish how the identified challenges affect the collection of revenue affecting the ability of Bindura Council to fruitfully deliver on their mandate. Similarly, the arrival and departure of other factors that define revenue management reveal that transparency and accountability are instrumental in revenue collected and administrative capacity and efficiency, political factors as well as service delivery quality. That way, it implies that tackling such challenges, for instance, increasing transparency, streamlining the administration and handling political influences can lead to improvement in revenue collection and in the delivery of services.

In the correlation analysis, it is clear that there is a moderate negative correlation between the ability to collect revenues and the quality of their service delivery. This indicates that while government revenue collection goes up, the quality of delivered services is likely to scale down and vice-versa. This observation is consistent with the previous literature, which has stated that LGA's are faced with severe tensions in their revenue responsibilities and service delivery duties due to scarcity of funds and competing agendas.

The regression model's R-squared value of 0.74 indicates that approximately 74% of the variance in revenue collected can be explained by the independent variables included in the model. This suggests a substantial influence of revenue collection factors on service delivery outcomes within Bindura Council. To improve service delivery, measures should be taken to enhance revenue collection mechanisms, such as implementing efficient revenue management practices, enhancing tax compliance, and diversifying revenue sources.

Based on these details, research has previously outlined effective revenue mobilization as a central tool in assisting local government with service delivery. According to the literature, factors like poor institutional capacity, poor accounting systems and controls, and political interferences have been identified as issues likely to affect the revenue base hence delivering outputs and outcomes on services (Krafchik & Weiland, 2011). Additionally, it has been discovered that collection procedures should embrace features such as transparency and accountability and compulsory involvement of citizens in the revenue collection process to increase reliability (Barrera-Osorio & Lindelow, 2009).

Additionally, the negative relationship between the level of revenue collection and service quality is in concordance with the literature on fiscal decentralization by guiding that sub-national governments should ensure that they collect adequate revenue to finance the delivery of services while at the same time ensuring that they balance this in light of their fiscal capacity (Bahl & Wallace, 2007). Lack of sufficient revenues means restricted budgets and unavailability of funds for enough resources to deliver services as desired (Ayub & Moisa, 2013).

To address these challenges, policy interventions should focus on strengthening institutional capacities, improving revenue management practices, and fostering transparency and accountability in revenue collection processes. Additionally, efforts to enhance citizen engagement and promote tax compliance can contribute to sustainable revenue mobilization and improved service delivery outcomes (Bardhan & Mookherjee, 2006). By aligning policy interventions with the findings of this study and existing literature, local governments like Bindura Council can enhance their revenue collection efforts and ultimately improve service delivery to their constituents.

4.6 CHAPTER SUMMARY

This chapter aims at giving an understanding of how the problem of revenue collection affects or influence service delivery within Bindura Council. Thus, by achieving the study's research goals, such as determining the extent of the effects of revenue collection difficulties on the service delivery, analysing the relationship between revenue and delivery service, and evaluating the measures aimed at increasing the revenue collection rate and improving service delivery, the work reveals certain findings. This research suggests that the nature of service delivery, transparency, administrative efficiency, and political interference, and quality, inter-alia affect the revenues collection, results highlighting a negative relationship between the revenues collection and quality of service delivery. In conjunction with policy literature on fiscal decentralization and public resource management, the study also conforms to the expected problems in implementing policies that should lead to improved institutional capacities, better practices in the management of revenues, and increases in transparency and accountability in revenue collection mechanisms. Due to the lack of information on the potential link between difficulties in revenue collection and the performance of service delivery indicators, this chapter provides significant research findings for the understanding of local governance and service provision especially in rural areas such as Bindura.

CHAPTER 5: RESEARCH CONCLUSIONS AND RECOMMENDATIONS

5.0 INTRODUCTION

Chapter 5 explores the outcomes of the detailed analysis carried out in the previous chapters, focusing on the complex relationship between challenges in revenue collection and the impact on service delivery in Bindura Council. This chapter carefully considers the implications of the study findings, highlights important patterns and trends, and discusses their significance in the realm of local governance and public service delivery. By merging data from demographic analysis, descriptive statistics, diagnostic tests, and model evaluations, this chapter provides valuable insights into the factors that affect revenue collection and service delivery efficiency in rural areas. Additionally, this section places the research results in the context of existing literature on fiscal decentralization, governance efficacy, and public resource management, thereby enriching our understanding of the hurdles and opportunities faced by local government bodies in meeting their community's needs. Ultimately, this chapter aims to guide policy changes, institutional enhancements, and capacity-building initiatives that can boost revenue generation, enhance service delivery outcomes, and promote sustainable growth in rural regions such as Bindura

5.1 RESEARCH SUMMARY

This research examines the connection between challenges in revenue collection and outcomes in service delivery at Bindura Rural District Council. It uses a Likert scale to measure the perceptions and attitudes of respondents. The study emphasizes the importance of addressing governance issues to improve public service delivery in rural areas.

The methodology, outlined in Chapter 2, involves a mixed-methods approach combining quantitative survey analysis with qualitative insights from interviews and group discussions. This approach offers a detailed understanding of the factors influencing revenue collection and service delivery.

Chapter 3 involves demographic analysis, descriptive statistics, and diagnostic tests to characterize the study participants, understand their perceptions, and ensure data reliability. The Likert scale responses give insights into participant attitudes, while descriptive statistics provide an overview of revenue trends and service perceptions. Diagnostic tests ensure the data's validity.

In Chapter 4, the research findings are discussed, highlighting the impact of revenue collection challenges on service delivery effectiveness. Through regression analysis and correlation studies, the chapter reveals the factors influencing revenue collection and service delivery as measured on the Likert scale. The results emphasize the need for policy changes and institutional reforms to improve service provision in rural areas like Bindura.

In conclusion, this study adds to the discussion on local governance and rural development by examining the complexities of revenue management and service delivery in rural settings. Through the use of the Likert scale and mixed-methods approach, the research offers valuable insights for policymakers, practitioners, and researchers looking to enhance governance and promote sustainable development at the local level.

5.2 CONCLUSIONS

The study conducted on the relationship between revenue collection challenges and service delivery outcomes within Bindura Council reveals significant insights. The analysis, which utilized OLS regression modeling, correlation analysis, and references to existing literature, draws several important conclusions.

The research shows a clear link between revenue collection difficulties and the council's ability to deliver services effectively. Factors such as transparency in revenue management, administrative efficiency, political influences, and service quality all impact the revenue collected. This underscores the importance of addressing governance issues and implementing reforms to improve revenue collection methods.

Moreover, a negative correlation is observed between revenue collection and service delivery quality, indicating the struggle local government authorities face in balancing revenue generation with service provision. As revenue increases, service quality tends to decrease, underscoring the need for sustainable strategies to address resource constraints and conflicting priorities.

The high R-squared value of 0.74 highlights how revenue collection factors significantly affect service delivery outcomes in Bindura Council. This emphasizes the necessity of targeted interventions to enhance revenue management practices, strengthen institutional capacities, and promote transparency and accountability in revenue collection processes.

Building on existing literature, the study underscores the critical role of effective revenue collection in supporting local government service delivery. Challenges like weak institutional capacity, inadequate financial systems, and political interference can impede revenue collection, calling for policy interventions focused on improving governance effectiveness and citizen involvement.

To tackle these challenges, policy interventions should concentrate on bolstering institutional capacities, refining revenue management practices, and encouraging transparency and accountability in revenue collection processes. Additionally, efforts to enhance citizen engagement and boost tax compliance can facilitate sustainable revenue mobilization and enhance service delivery outcomes.

In summary, aligning policy interventions with the study's findings and existing literature can help local governments such as Bindura Council enhance their revenue collection practices and ultimately improve service delivery to their constituents. Ongoing research and monitoring are crucial to evaluating the effectiveness of these interventions and ensuring continued progress toward governance and service delivery excellence.

5.3 RECOMMENDATIONS

- Implement measures to increase transparency and accountability in revenue management processes. This includes regularly publishing financial reports, conducting audits, and ensuring clear communication with stakeholders regarding revenue collection activities. By fostering transparency and accountability, trust among the population can be strengthened, leading to greater compliance and support for revenue collection efforts.
- Invest in building administrative capacity and efficiency within the local government. Provide training and development opportunities for staff involved in revenue management, streamline processes, and leverage technology to improve data collection and analysis. A well-equipped and skilled administrative team is essential for effective revenue collection and management.
- Reduce reliance on a single source of revenue by exploring opportunities to diversify income streams. This could involve introducing new taxes, fees, or partnerships with the private sector. Diversification helps mitigate risks associated with economic fluctuations and enhances the financial resilience of the local government. By broadening revenue sources, the government can better meet the needs of the population and fund essential services and infrastructure projects.

5.4 AREA FOR FURTHER RESEARCH

It is important to investigate additional areas for research in order to progress knowledge and fill in gaps related to revenue collection difficulties and service delivery results in rural district councils. Further research could focus on studying how socioeconomic factors like poverty levels, education, and job opportunities influence revenue generation and service delivery. Assessing the success of policy measures, comparing various regions, and conducting long-term studies can offer valuable insights into governance trends and effective strategies.

5.5 CHAPTER SUMMARY

Ultimately, this research emphasizes the crucial connection between revenue collection difficulties and the quality of services provided by the Bindura Council. The study reveals that transparency, administrative effectiveness, political aspects, and service standards all play a role in revenue collection. The inverse relationship between revenue and service standards highlights the need for careful resource distribution. The strong predictive ability of the regression model underscores the significance of these factors. Future efforts should concentrate on enhancing revenue control, institutional capabilities, and transparency. Adhering to these conclusions in policy-making can strengthen service provision and promote socio-economic growth in the area.

APPENDIX

RESEARCH QUESTIONNAIRE

Section A: Demographic Information

Tick where applicable.

- 18 – 30 years
- 31 – 40 years
- 41 – 50 years
- Above 50 years

1. Gender

- Male
- Female

2. Occupation

- Higher management
- Lower management
- Others

3. Years Of Experience

- 0-5
- 5-10
- 10-15
- Above 50

4. The garbage management systems offered by the Bindura Municipality meet my expectations.

Strongly Disagree

Disagree

Neutral

Agree

Strongly Disagree

5. The road development initiatives undertaken by the Bindura Municipality enhance community well-being.

Strongly Disagree

Disagree

Neutral

Agree

Strongly Disagree

6. The Bindura Municipality provides satisfactory sanitation services.

Strongly Disagree

Disagree

Neutral

Agree

Strongly Disagree

7. I am satisfied with the water supply provided by the Bindura Municipality.

Strongly Disagree

Disagree

Neutral

Agree

Strongly Disagree

Section B: Service Delivery Quality

1. The Bindura Municipality is transparent in its allocation of revenue.

Strongly Disagree

Disagree

Neutral

Agree

Strongly Disagree

2. I believe that the revenue collected by Bindura Municipality is utilized efficiently.

Strongly Disagree

Disagree

Neutral

Agree

Strongly Disagree

3. The Bindura Municipality provides clear information about how revenue is managed.

- Strongly Disagree
- Disagree
- Neutral
- Agree
- Strongly Disagree

4. There is accountability in the revenue practices of the Bindura Municipality.

- Strongly Disagree
- Disagree
- Neutral
- Agree
- Strongly Disagree

Section C: Administrative Capacity and Efficiency.

1. The Administrative systems of the Bindura Municipality effectively handle revenue collection.

- Strongly Disagree
- Disagree
- Neutral
- Agree
- Strongly Disagree

2. Staff members of the Bindura Municipality are adequately trained to perform revenue collection tasks.

Strongly Disagree

Disagree

Neutral

Agree

Strongly Disagree

3. The Bindura Municipality efficiently provides services to the community.

Strongly Disagree

Disagree

Neutral

Agree

Strongly Disagree

4. Administrative purposes within the Bindura Municipality are streamlined and effective.

Strongly Disagree

Disagree

Neutral

Agree

SECTION D: POLITICAL FACTORS

1. Political interference negatively affects services by the Bindura Municipality.

Strongly Disagree

Disagree

Neutral

Agree

2. Corruption within the Bindura Municipality hampers effective service provision.

Strongly Disagree

Disagree

Neutral

Agree

Approval Letter from Bindura Municipality



MUNICIPALITY OF BINDURA

All Communications To
Be Addressed To (To):
TOWN CLERK
P.O. BOX 15,
BINDURA
ZIMBABWE

505 Thurloes Avenue
Bindura, Zimbabwe
Phone: 0213 7511

One of \$1,000
Your ref

06 May 2024

Tinotenda Manasi
Bindura University of Science Education
P. Bag 1070
BINDURA

Dear Madam,

RE: PERMISSION TO CARRY OUT AN ACADEMIC RESEARCH PROJECT

We acknowledge receipt of your letter on the above received on 29 April 2024.

Please be advised that you have been granted permission to carry out your research as requested. The permission is granted on the following conditions: i) that you should share the results of your research with Council in order for her to learn from your findings ii) that the research findings will be used for academic and no other purposes.

Should you require any more information in connection with this issue please contact the undersigned.

Yours Faithfully

W. Masimba
Chamber Secretary
For Town Clerk



REFERENCES:

- Anwar, T., & Noor, M. S. (2013). Fiscal decentralization and service delivery: Evidence from Pakistan. **International Journal of Economics and Finance*, 5*(4), 34-43.
- Bahl, R. W., & Wallace, S. (2007). **The intergovernmental dimensions of fiscal decentralization**. World Bank Publications.
- Bardhan, P., & Mookherjee, D. (2006). Decentralisation and accountability in infrastructure delivery in developing countries. **The Economic Journal*, 116*(508), 101-127.
- Barrera-Osorio, F., & Lindelow, M. (2009). **Improving the management of public resources for primary health care**. World Bank Publications.
- Krafchik, W., & Weiland, T. (2011). **Local government revenue mobilization in anglophone Africa**. Commonwealth Secretariat.
- <https://www.semanticscholar.org/paper/The-impact-of-revenue-collection-on-service-in-a-of-Mbufu/5330bc0a13dfbc396267cabf27642ecb0a286390>
- https://www.academia.edu/68817324/The_impact_of_revenue_collection_on_serviceDelivery_in_local_governments_a_case_study_of_Ilala_municipal_council
- <https://www.researchpublish.com/upload/book/Revenue%20Collection%20in%20Zimbabwe-24022023-1.pdf>
- <https://ikesra.kra.go.ke/server/api/core/bitstreams/0875293e-8ed1-452c-89a5-7c580bb9f580/content>
- <https://sjhresearchafrica.org/index.php/public-html/article/view/740>
- https://www.academia.edu/68817324/The_impact_of_revenue_collection_on_serviceDelivery_in_local_governments_a_case_study_of_Ilala_municipal_council
- <https://www.semanticscholar.org/paper/The-impact-of-revenue-collection-on-service-in-a-of-Mbufu/5330bc0a13dfbc396267cabf27642ecb0a286390>
- http://erepository.uonbi.ac.ke/bitstream/handle/11295/59275/Torome_Relationship%20between%20revenue%20mobilization%20and%20performance%20of%20local%20authorities%20in%20Kenya.pdf?sequence=30
- <https://www.researchpublish.com/upload/book/Revenue%20Collection%20in%20Zimbabwe-24022023-1.pdf>
- https://www.researchgate.net/figure/Conceptual-Framework-for-Revenue-Mobilization-and-Service-Delivery-Source-Scott-2018_fig1_329534323

https://ijecm.co.uk/wp-content/https://www.researchgate.net/publication/371856426_The_Effectiveness_of_Revenue_Collection_Strategies_Used_by_Local_Authorities_in_Zambia_The_Case_of_Lusaka_City_Council/uploads/2017/08/5818.pdf

<https://core.ac.uk/reader/145039700>

https://archive.mu.ac.in/myweb_test/SYBA%20Study%20Material/pol_sc-III.pdf